

TECHNICAL SUBMITTAL DATA SHEET

Wireless, App-Based Plumbing Leak Detection System

Job Name: _____	Job Location: _____
Engineer: _____	Engineer Approval: _____
Contractor: _____	Contractor Approval: _____
Contractor P.O.: _____	Representative: _____

MODEL RSC-900-W

TYPICAL INSTALLATIONS INCLUDE:

- Common-risk housing – condos and apartments
- Commercial office suites
- New and retrofit construction
- Vacation homes and other unattended properties

HIGHLY RECOMMENDED FOR:

- Multi-unit residential complexes
- Commercial office buildings
- Medical and assisted living facilities
- Any facility with a history of insurance claims for water damage

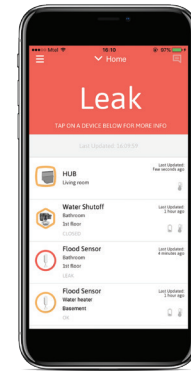
FEATURES:

- Mobile app provides automatic notifications and remote user interface
- Addressable sensors with high/low temperature alerts
- Operates via wireless system network
- App supports creation of multiple "Zones" to monitor/control designated areas or plumbing subsections within a single system
- Cloud-based Central Monitoring Station access is available for commercial multi-unit applications
- Hub supports up to 64 total wireless devices; max. 4 wireless signal repeaters
- System is scalable – add an automatic shut-off valve and actuator at any time

Communications Hub
 (Ethernet model shown)



Wireless Water Sensors



RSC-900 Mobile App

APPLICATION CONSIDERATIONS:

The RSC-900-W is a complete wireless, app-based system for managing indoor plumbing leaks, protecting properties and reducing financial losses. If the sensor detects a leak, it sends its location and the alarm type back to the hub. The hub sends notifications to the user via the app. Fault notifications and status check-ins are communicated through the app from any Internet-enabled device. The system is also available with a shut-off valve and actuator for applications where interrupting the water flow is either required or desirable.

INSTALLATION OVERVIEW:

Hub: Choose between Wi-Fi or Ethernet connectivity.

Water Flood Sensors: Install within 200' of the hub*, in areas where water from a leak is most likely to first accumulate.

* Repeater(s) may be used to extend range between hub and accessory (+200' max.).

App: Free download available for iOS or Android smart phones at the App Store or Google Play. Required for initial system installation and set-up.

Central Monitoring: Optional cloud-based central monitoring allows multiple system viewing from one screen. Contact RDT for additional information – 888-771-4929 or info@reliancedetection.com.



Hub and sensors are for interior use only.
 Do not install any components inside a metal cabinet.

RSC-900-W TECHNICAL SUBMITTAL DATA SHEET

ORDERING INFORMATION:

Valve	Hub	P/N	UPC
None	Eth.	RSC-900-W	811475030177
None	WiFi	RSC-900-W-WIFI	811475030252

OPERATING SPECIFICATIONS:

See charts at right for further detail.

Sensor

Audible Alarm Yes

CABLE LENGTHS:

Hub Power Cord .. 5'

Ethernet Cable..... 4' (Ethernet hub models)

APPROVALS:

RSC-900 Wireless System FCC & Industry Canada Info

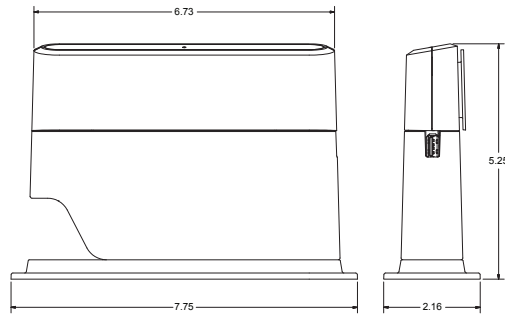
This device complies with Part 15 of the FCC Rules. Operation is subject to the following two conditions: (1) this device may not cause harmful interference, and (2) this device must accept any interference received, including interference that may cause undesired operation.

Certifications:	FCC	IC
Flood Sensor	2AFOICLMFLD10	20798-CLMFLD10
Hub	2AFOICLMCTRL10	20798-CLMCTRL10

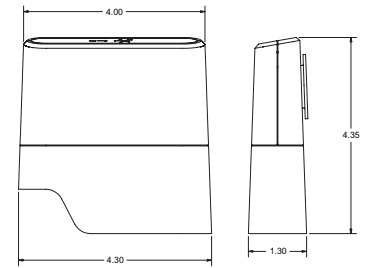
Communication Hub: IP Rating IEC60529

DIMENSIONS & WEIGHTS:

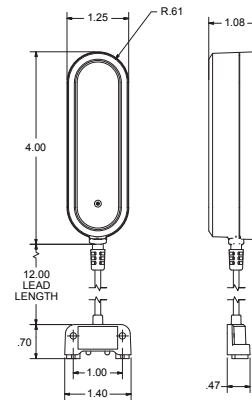
Communications Hub (Ethernet) ⬇



Communications Hub (Wi-Fi) ⬇



Wireless Sensor ⬇



RSC-900-W Wireless Component Specifications								
Component	Weight*	Power Supply	Backup Battery	Primary Radio Frequency	Operating Temperature	Communication	Signal Range	Addressable?
Communication Hub	≤ 6 oz (170 gm)	External Adapter Input 110-240V AC	(2) AA batteries	915 MHz	-4°F to 122°F (-20°C to 50°C)	Wi-Fi or Ethernet	200'	Yes
Wireless Sensor	2 oz (57 gm)	(2) AAA batteries 2-year life	N/A	915 MHz	-4°F to 122°F (-20°C to 50°C)	Wireless RF	200'	Yes

* Weight without accessories attached. Hub weight is model dependent.

AVAILABLE ACCESSORIES:

- Extra Wireless Water Flood Sensors (RSC-900-W-001)
- Wireless Rope-Style Water Sensor Kit (RSC-900-W-175)
- Wireless Signal Repeater (RSC-900-X-200) – Max. 4 per system
- Wireless Actuator & Valve (RSC-900-W-310-X)